

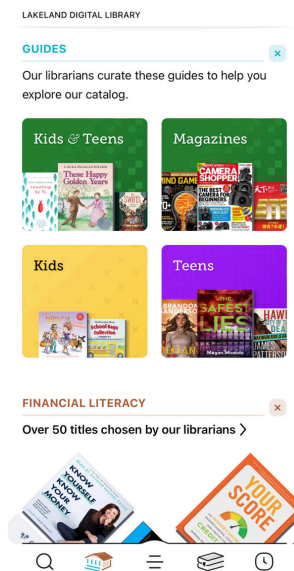
5. Scroll down to Partner libraries and choose LDL- Leighton Township Library.

6. Enter your library card number and tap “sign in”.

7. Tap “next” and you are ready to borrow from this library.

To add additional partner libraries, repeat steps 1-7 and at step 3 search for each of the following library systems:

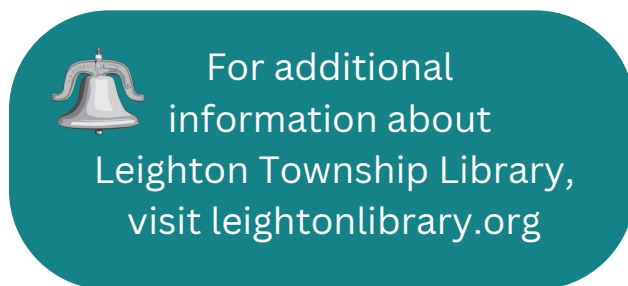
- Bay County Library System
- Download Destination
- Genesee District Library
- Great Lakes Digital Libraries
- Metro Net Library Consortium
- Mideastern Michigan Library Consortium
- Midwest Cooperative
- Southwest Michigan Digital
- St. Clair County Library
- Suburban Library Cooperative
- Traverse Area District Library
- Up North Michigan Consortium
- White Pine Library Cooperative
- Woodlands Downloadable Library



The library has thousands of ebooks and audiobooks.

You can borrow them instantly for free using the device in your hand.

Use the curated guides to find your next read!



It takes just a few taps to borrow a book. Libby has a groundbreaking built-in ebook reader and a fantastic audiobook player. Get the app for your phone or tablet today!



Borrow eBooks & eAudiobooks!



Meet Libby.

Hi!

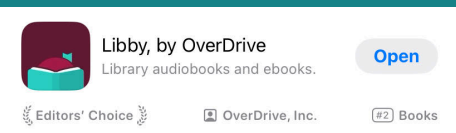

An app to borrow all your favorite eBooks & eAudiobooks from Leighton Township Library through the Lakeland Library Cooperative **AND** 14 partnering library systems!



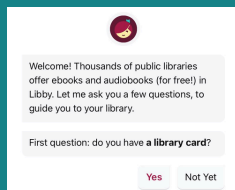
4451 12th Street, Box H
Moline, MI 49335
616-877-4143
leightonlibrary.org

Getting Started with Libby


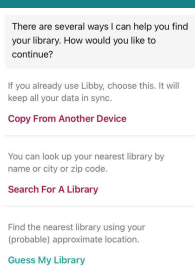
- Install the Libby app from your device's app store.




- Open the app and follow the prompts. You will need a valid library card to proceed.



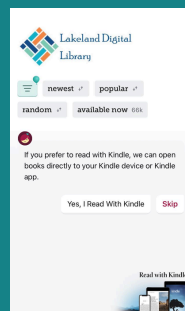
- Tap “Search for a library”.



- Search for Lakeland Digital Library and tap it when it shows up.




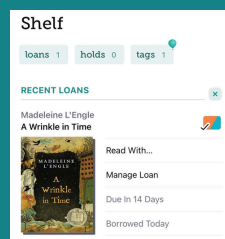

- Tap “Sign in with my library card”
- Choose Leighton Township Library (tap “more” to see it) and enter your library card number and tap “sign in”.



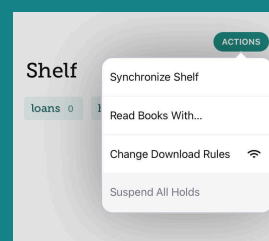
- Tap “Next” and answer “yes” to read with Kindle or “skip” to read with Libby.

- Browse the library's collection (or search) and borrow a title.

Borrowed titles appear on your SHELF  and download to the app automatically so you can read them when you are offline.



- From your shelf, tap the cover image to start reading or start listening.



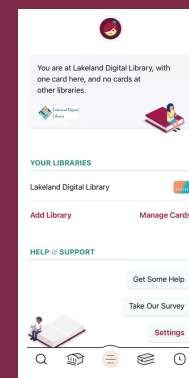
Access More Material

If you want access to even more eBooks & eAudiobooks, add our partners!

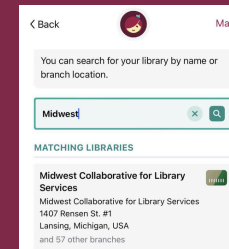
1. Tap the menu icon in the bottom center of your screen.



2. Tap “Add Library”.



3. Start typing the name of one of our partners (listed on back) and tap it when it shows up.



4. Tap “Sign in with my card”.

